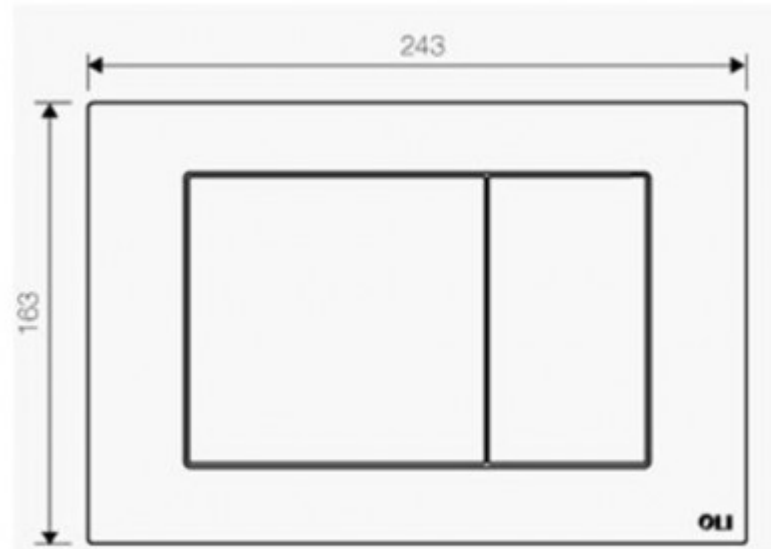


# METAL PUSH PLATE DUAL FLUSH CHROME - CHROME




# SPECIFICATION SHEET

## METAL PUSH PLATE DUAL FLUSH CHROME - CHROME



CODE: 656004

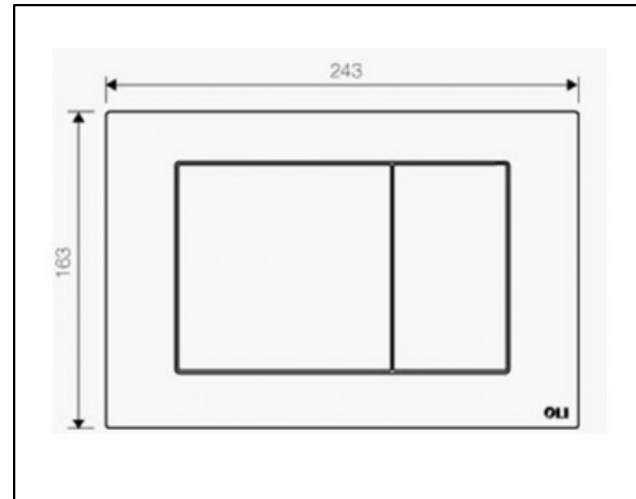
METAL PUSH PLATE DUAL FLUSH CHROME - CHROME

Dual flush, METAL control plate; high resistance to scratches



### DUAL FLUSH 3/6 LITRES

<b>MIN FLOW</b> 	<b>3.0 Litres</b>	Flushing Volume (Average)
<b>MAX FLOW</b> 	<b>6.0 Litres</b>	Flushing Volume (Average)



E: [reigner@reignerdesign.com](mailto:reigner@reignerdesign.com) | T: +44 207 4439 586 | [www.reignerdesign.com](http://www.reignerdesign.com)

REIGNER DESIGN does not guarantee the technical details provided and accepts no liability on information via its website,

**REIGNER**